


(1)(a) Statement showing Shareholding Pattern


Name of the Company : VAISHNO CEMENT COMPANY LIMITED			
Name of the scrip : VAICC			
Scrip Code : 526941		Class of Security : Equity Shares	
Quarter ended: 30th September 2014			
Partly paid-up shares:-	No. of partly paid-up shares	As a % of total no. of partly paid-up shares	As a % of total no. of shares of the Company
Held by promoter/promoters group	Nil	Nil	Nil
Held by public	Nil	Nil	Nil
Total	Nil	Nil	Nil
Outstanding convertible securities:-	No. of outstanding securities	As a % of total No. of outstanding convertible securities	As a % of total no. of shares of the company, assuming full conversion of the convertible securities
Held by promoter/promoter group	Nil	Nil	Nil
Held by public	Nil	Nil	Nil
Total	Nil	Nil	Nil
Warrants:-	No. of warrants	As a % of total no. of warrants	As a % of total no. of shares of the company, assuming full conversion of warrants
Held by promoter/ promoter group	Nil	Nil	Nil
Held by public	Nil	Nil	Nil
Total	Nil	Nil	Nil
Total paid-up capital of the company assuming full conversion of warrants and convertible securities	8,950,200		



(1)(a) Statement showing Shareholding Pattern under Clause 35 of the Listing Agreement

Name of the Company:		VAISHNO CEMENT COMPANY LIMITED						
Scrip Code : 526941		Quarter ended:			30th September 2014			
Category Code	Category of shareholder	Number of shareholders	Total number of shares	Number of shares held in dematerialized form	Total shareholding as a percentage of total number of		Shares Pledged or otherwise encumbered	
					As a percentage of (A+B)	As a percentage of (A+B+C)	Number of Shares	As a Percentage
(A)	*Shareholding of Promoter and Promoter Group 2						(VIII)	(IX) = (VIII) / (VI) * 100
-1	Indian							
(a)	Individuals/ Hindu Undivided Family	19	608,000	-	6.79%	6.79%		
(b)	Central Government/ State Government(s)	-	-	-	0.00%	0.00%	-	-
(c)	Bodies Corporate	5	2,092,000	-	23.37%	0.00%	-	-
(d)	Financial Institutions/ Banks	-	-	-	0.00%	0.00%	-	-
(e)	Any Other (specify)	-	-	-	0.00%	0.00%	-	-
	Sub-Total (A)(1)	24	2,700,000	-	30.17%	30.17%	-	-
-2	Foreign							
(a)	Individuals (Non-Resident Individuals/ Foreign Individuals)	-	-	-	0.00%	0.00%	-	-
(b)	Bodies Corporate	-	-	-	0.00%	0.00%	-	-
(c)	Institutions	-	-	-	0.00%	0.00%	-	-
(d)	Qualified Foreign Investor	-	-	-	0.00%	0.00%	-	-
(e)	Any Other (specify)	-	-	-	0.00%	0.00%	-	-
	Sub-Total (A)(2)	-	-	-	0.00%	0.00%	-	-
	*Total Shareholding of Promoter and Promoter Group (A) = (A)(1) + (A)(2)	24	2,700,000	-	30.17%	30.17%	-	-
(B)	Public shareholding						N.A.	N.A.
-1	Institutions				0.00%	0.00%	N.A.	N.A.
(a)	Mutual Funds/ UTI	-	-	-	0.00%	0.00%	-	-
(b)	Financial Institutions/ Banks	1	200	200	0.00%	0.00%	-	-
(c)	Central Government/ State Government(s)	-	-	-	0.00%	0.00%	-	-
(d)	Venture Capital Funds	-	-	-	0.00%	0.00%	-	-
(e)	Insurance Companies	-	-	-	0.00%	0.00%	-	-
(f)	Foreign Institutional Investors	-	-	-	0.00%	0.00%	-	-
(g)	Foreign Venture Capital Investors	-	-	-	0.00%	0.00%	-	-
(h)	Qualified Foreign Investors	-	-	-	0.00%	0.00%	-	-
(i)	Any Other (specify)	-	-	-	0.00%	0.00%	-	-
	Sub-Total (B)(1)	1	200	200	0.00%	0.00%	-	-
-2	Non-institutions							
(a)	Bodies Corporate	65	263,000	185,300	2.94%	2.94%	N.A.	N.A.
(b)	Individuals -				0.00%	0.00%		
i.	Individual shareholders holding nominal share capital up to Rs. 1 lakh.	12,292	4,210,550	692,548	47.04%	47.04%		
ii.	Individual shareholders holding nominal share capital in excess of Rs. 1 lakh.	43	1,416,700	79,600	15.83%	15.83%		
(c)	Qualified Foreign Investors	-	-	-	0.00%	0.00%	-	-
(d)	Any Other - NRI	53	359,750	22,850	4.02%	0.26%	-	-
	Sub-Total (B)(2)	12,453	6,250,000	980,298	69.83%	69.83%	-	-
	Total Public Shareholding (B) = (B)(1) + (B)(2)	12,454	6,250,200	980,498	69.83%	69.83%	N.A.	N.A.
	TOTAL (A) + (B)	12,478	8,950,200	980,498	100.00%	100.00%		
(C)	Shares held by Custodians and against which Depository Receipts have been issued				0.00%	0.00%		
(1)	Promoter and Promoter Group	-	-	-	0.00%	0.00%	N.A.	N.A.
(2)	Public	-	-	-	0.00%	0.00%	N.A.	N.A.
	TOTAL (C)	-	-	-	0.00%	0.00%		
	GRAND TOTAL (A) + (B) + (C)	12,478	8,950,200	980,498	100.00%	100.00%		

Notes : Not Any




Name of the Company:
Scrip Code : 526941

VAISHNO CEMENT COMPANY LIMITED

Quarter ended: 30th September 2014

Statement showing Shareholding of persons belonging to the category "Promoter and Promoter Group"

Sr. No.	Name of the shareholder	Details of Shares held		Encumbered Shares		Details of Warrants		Details of Convertible Securities		Total shares (including underlying shares of warrants and convertible securities) as a % of diluted share capital
		Number of shares	As a % of Grand Total (A)+(B)+(C)	Number	As a Percentage (VI)=(V)/(III)*100	Number of Warrants held	As a % of Total No. of Warrants of the same Class	Number of Convertible Securities held	As a % of Total No. of Convertible Securities of the same Class	
(I)	(II)	(III)	(IV)	(V)	(VII)	(VIII)	(XI)	(X)	(XI)	(XII)
1	Jaiswal Land Devel Private Limited	860,000	9.61%	-	-	-	-	-	-	9.61%
2	Vaishno Conclave & Fin Private Limited	710,000	7.93%	-	-	-	-	-	-	7.93%
3	Ramson Estate Private Limited	500,000	5.59%	-	-	-	-	-	-	5.59%
4	Pranod K. Agarwal	295,900	3.31%	-	-	-	-	-	-	3.31%
5	Bijay Kumar Bothra	118,300	1.32%	-	-	-	-	-	-	1.32%
6	Attar Devi Vaish	60,000	0.67%	-	-	-	-	-	-	0.67%
7	Rama Shankar Thakur	49,500	0.55%	-	-	-	-	-	-	0.55%
8	Ritesh Constructions Private Limited	13,800	0.15%	-	-	-	-	-	-	0.15%
9	Jayshree Bothra	12,500	0.14%	-	-	-	-	-	-	0.14%
10	Ramesh K. Jaiswal	9,000	0.10%	-	-	-	-	-	-	0.10%
11	Raj Kumar Jaiswal	8,600	0.10%	-	-	-	-	-	-	0.10%
12	Megha Bothra	8,500	0.09%	-	-	-	-	-	-	0.09%
13	Vaishno Promoters Private Limited	8,200	0.09%	-	-	-	-	-	-	0.09%
14	Nirmal Kumar Bothra	7,600	0.08%	-	-	-	-	-	-	0.08%
15	Manish Kumar Jaiswal	5,000	0.06%	-	-	-	-	-	-	0.06%
16	Banshi Jaiswal	5,000	0.06%	-	-	-	-	-	-	0.06%
17	Neelam Jaiswal	5,000	0.06%	-	-	-	-	-	-	0.06%
18	Sujata Jaiswal	5,000	0.06%	-	-	-	-	-	-	0.06%
19	Sabitri Jaiswal	5,000	0.06%	-	-	-	-	-	-	0.06%
20	Nupur Bothra	5,000	0.06%	-	-	-	-	-	-	0.06%
21	Binod Kumar Jaiswal	3,000	0.03%	-	-	-	-	-	-	0.03%
22	Rukmani Vaish	3,000	0.03%	-	-	-	-	-	-	0.03%
23	Nitu Bothra	1,100	0.01%	-	-	-	-	-	-	0.01%
24	Phool Devi Bothra	1,000	0.01%	-	-	-	-	-	-	0.01%
	TOTAL	2,700,000	30.17%							30.17%



Name of the Company: **VAISHNO CEMENT COMPANY LIMITED**

Quarter ended: **30th September 2014**

(1)(c)(i) Statement showing holding of securities (including shares, warrants, convertible securities) of persons belonging to the category "Public" and holding more than 1% of the total number of shares

Sr. No.	Name of the shareholder	Total Shares Held		Details of Warrants		Details of Convertible Securities		Total shares (including underlying shares assuming full conversion of warrants and convertible securities) as a % of diluted share capital
		Number of shares	As a % of Grand Total (A)+(B)+(C)	Number of Warrants held	As a % of Total No. of Warrants of the same Class	Number of Convertible Securities held	As a % of Total No. of Warrants of the same Class	
(I)	(II)	(III)	(IV)	(V)	(VI)	(VII)	(VIII)	(IX)
1	H A Siddiqui	250,000	2.79%	-	-	-	-	2.79%
2	Sunil Kumar Poddar	94,600	1.06%	-	-	-	-	1.06%
	TOTAL	344,600	3.85%					3.85%

(1)(c)(ii) Statement showing holding of securities (including shares, warrants, convertible securities) of persons (together with PAC) belonging to the category "Public" and holding more than 5% of the total number of shares of the company

Sr. No.	Name(s) of the shareholder(s) and the Persons Acting in Concert (PAC) with them	Total Shares Held		Details of Warrants		Total shares (including underlying shares assuming full conversion of warrants and convertible securities) as a % of diluted share capital
		Number of shares	As a % of Grand Total (A)+(B)+(C)	Number of Warrants held	As a % of Total No. of Warrants of the same Class	
	N.A.		0.00%			



(I)(d) Statement showing Shareholding Pattern

Name of the Company :	VAISHNO CEMENT COMPANY LIMITED		
Scrip Code : 526941	Quarter ended:	30th September 2014	

(I)(d) Statement showing details of locked-in shares

Sr. No.	Name of the shareholder	Number of locked-in shares	Locked-in shares as a percentage of total number of shares {i.e., Grand Total (A)+(B)+(C) indicated in Statement at para (I)(a) above}	Promoter / Promoter Group / Public
1	Jaiswal Land Devel Private Limited	860,000	9.61%	Promoter / Promoter Group
2	Vaishno Conclave & Fin Private Limited	710,000	7.93%	Promoter / Promoter Group
3	Ramson Estate Private Limited	500,000	5.59%	Promoter / Promoter Group
4	Pramod Kr. Agarwal	295,900	3.31%	Promoter / Promoter Group
5	Bijay Kumar Bothra	118,300	1.32%	Promoter / Promoter Group
6	Attar Devi Vaish	60,000	0.67%	Promoter / Promoter Group
7	Rama Shankar Thakur	49,500	0.55%	Promoter / Promoter Group
8	Ritesh Constructions Private Limited	13,800	0.15%	Promoter / Promoter Group
9	Jayshree Bothra	12,500	0.14%	Promoter / Promoter Group
10	Ramesh Kr. Jaiswal	9,000	0.10%	Promoter / Promoter Group
11	Raj Kumar Jaiswal	8,600	0.10%	Promoter / Promoter Group
12	Megha Bothra	8,500	0.09%	Promoter / Promoter Group
13	Vaishno Promoters Private Limited	8,200	0.09%	Promoter / Promoter Group
14	Nirmal Kumar Bothra	7,600	0.08%	Promoter / Promoter Group
15	Manish Kumar Jaiswal	5,000	0.06%	Promoter / Promoter Group
16	Banshi Jaiswal	5,000	0.06%	Promoter / Promoter Group
17	Neelam Jaiswal	5,000	0.06%	Promoter / Promoter Group
18	Sujata Jaiswal	5,000	0.06%	Promoter / Promoter Group
19	Sabitri Jaiswal	5,000	0.06%	Promoter / Promoter Group
20	Nupur Bothra	5,000	0.06%	Promoter / Promoter Group
21	Binod Kumar Jaiswal	3,000	0.03%	Promoter / Promoter Group
22	Rukmani Vaish	3,000	0.03%	Promoter / Promoter Group
23	Nitu Bothra	1,100	0.01%	Promoter / Promoter Group
24	Phool Devi Bothra	1,000	0.01%	Promoter / Promoter Group
TOTAL		2,700,000	30.17%	

(II)(a) Statement showing details of Depository Receipts (DRs)

Sr. No.	Type of outstanding DR (ADRs, GDRs, SDRs, etc.)	Number of outstanding DRs	Number of shares underlying outstanding DRs	Shares underlying outstanding DRs as a percentage of total number of shares {i.e., Grand Total (A)+(B)+(C) indicated in Statement at para (I)(a) above}
1				
2				
TOTAL				

(II)(b) Statement showing Holding of Depository Receipts (DRs), where underlying shares are in excess

Sr. No.	Name of the DR Holder	Type of outstanding DR (ADRs, GDRs, SDRs, etc.)	Number of shares underlying outstanding DRs	Shares underlying outstanding DRs as a percentage of total number of shares {i.e., Grand Total (A)+(B)+(C) indicated in Statement at para (I)(a) above}
1				
2				
TOTAL				

